




CAUTION

AVOID DAMAGING YOUR PUMP BY FOLLOWING THESE STEPS


STEP 1: Inlet and outlet fitting adapters MUST be threaded onto inlet and outlet flanges PRIOR to installing flanges onto pump.

Figure 1



STEP 2: Install flanges with fitting adapters and gaskets to pump. NOTE: Stainless steel suction screen is installed with INLET flange.

Figure 2



NOTE: DO NOT overtighten (recommended torque of 40-60 in-lbs).


Figure 3

40-60
in-lbs



STEP 3: Install inlet and outlet piping to fitting adapters.

Figure 4



NOTE: Installation process is shown using PVC for illustration purposes

QUESTIONS? CALL 1-800-742-5044